

July 20, 2021

BSE Limited

Corporate Relationship Department
Phiroze Jeejeebhoy Towers
Dalal Street, Fort,
Mumbai- 400001

Scrip Code: BSE 542682

Sub: Clarification on Financial results submitted for the quarter and year ended March 31, 2021 as per Regulation 33 of SEBI (LODR) Regulations, 2015.

Dear Sir/Madam,

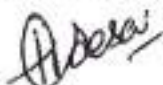
1. We are in receipt of your email dated July 2, 2021, on Declaration of unmodified opinion or Statement of Impact of Audit Qualifications which was not submitted for standalone results with respect to Auditor's Report on Financial Results of the company for the quarter and year ended March 31, 2021.
2. We are now enclosing the same and are resubmitting the complete financial results for the year ended March 2021 along with Statement of Impact of Audit Qualifications. The said Statement of Impact of Audit Qualifications is marked as Annexure A.

Request you to kindly take the same on record as required under the provisions of the above captioned Regulation.

Thanking You,

Yours Faithfully,

For Harish Textile Engineers Limited



Hitendra Desai
Whole Time Director
DIN-00452481



HARISH TEXTILE ENGINEERS LIMITED

Regd. Office: 19, Paris Panchayat Road, Andheri (East), Mumbai - 400 069.

Phone: +91 22 28367151 / 40373000, website: www.harishtextile.com, E-Mail: pinkesh@harishtextile.com

CIN: L29119MH2010PLC201521

Statement of Audited financial results for the quarter and year ending 31st March 2021.

| SL. NO. | PARTICULARS | Results (Rs. In Lakhs except EPS) | | | | |
|---------|--|-----------------------------------|-----------------|-----------------|-----------------|-----------------|
| | | Quarter Ended | | Year Ended | Year Ended | |
| | | 31.03.2021 | 31.12.2020 | 31.03.2020 | 31.03.2021 | 31.03.2020 |
| | (Audited) | (Unaudited) | (Audited) | (Audited) | (Audited) | |
| I | Revenue from operations | 3,185.03 | 2,522.80 | 2,032.67 | 8,179.69 | 8,363.59 |
| II | Other Income | 256.71 | 86.68 | 263.30 | 388.01 | 488.87 |
| | Total Income from operations | 3,441.74 | 2,609.48 | 2,295.97 | 8,567.70 | 8,852.46 |
| III | Expenses | | | | | |
| a. | Cost of material consumed | 1,774.74 | 1,462.08 | 1,379.20 | 4,145.29 | 4,670.62 |
| b. | Purchase of Stock-in-trade | 387.20 | 363.94 | 393.26 | 1,083.35 | 1,301.39 |
| c. | Changes in Inventories of finished goods, work-in-progress and stock-in-trade | | (215.31) | (20.17) | | (202.00) |
| | | 451.83 | | | 576.37 | |
| d. | Employee benefits expense | 176.36 | 182.18 | 78.72 | 588.53 | 815.16 |
| e. | Finance Costs | 145.13 | 79.27 | 25.19 | 344.77 | 308.15 |
| f. | Depreciation and Amortisation expense | 51.70 | 52.84 | 77.52 | 209.80 | 242.77 |
| g. | Other Expenses | 486.55 | 408.22 | 546.35 | 1,442.57 | 1,769.84 |
| | Total Expenses | 3,473.52 | 2,333.22 | 2,480.07 | 8,390.69 | 8,905.53 |
| IV | Profit before exceptional items and tax | (31.78) | 276.25 | (184.10) | 177.01 | (53.07) |
| V | Exceptional Items | - | - | - | - | - |
| VI | Profit from ordinary activities before tax | (31.78) | 276.25 | (184.10) | 177.01 | (53.07) |
| VII | Tax Expense | | | | | |
| | Current Tax | (11.32) | 51.32 | (32.47) | 40.00 | 2.00 |
| | Adjustment for earlier tax expenses | (37.43) | - | - | (37.43) | - |
| | Deferred Tax | 3.59 | (0.84) | 17.70 | (1.02) | 17.70 |
| VIII | Net Profit from Ordinary activities after tax | 13.38 | 225.77 | (169.32) | 175.45 | (72.77) |
| IX | Other Comprehensive Income (After Tax) | | | | | |
| a. | Items that will not be reclassified to profit or loss | | | | | - |
| b. | Items that will be reclassified to profit or loss | | | | | - |
| X | Total Comprehensive Income for the period (comprising Profit for the period (after tax) and Other Comprehensive Income (after tax)) | 13.38 | 225.77 | (169.32) | 175.45 | (72.77) |
| XI | Paid-up Equity Share Capital (Face Value Rs.10/- each) | 33.36 | 33.36 | 33.36 | 33.36 | 33.36 |
| XII | Earnings Per Share (EPS) (of Rs.10/- each) (Not annualised) | | | | | |
| | - Basic | 0.40 | 6.77 | (5.08) | 5.26 | (2.18) |
| | - Diluted | | | | | |



NOTES:

- 1 The audited Financial Results for Q4 of FY: 2020-21 and for 12 months ended 31/3/2021 were reviewed and approved by the Audit Committee and the Board of Directors at their respective meetings held on 30/06/2021.
- 2 In accordance with provisions of Ind AS 108 "Operating Segments, the company had 4 reportable segments namely viz. Manufacture of (A) Textile processing and Finishing Machinery (B) Non Woven Fabrics (C) polyester staple fibre from recycle waste material and Trading on Non Ferrous Metal
- 3 EPS has been calculated in accordance with Ind AS 33
- 4 On Account of the lockdown imposed in the wake of global pandemic of COVID-19, all the factories were totally closed from 01/04/2020 till Mid May. From Mid May onwards, the factories started opening up gradually. The operations in Q1 were severely affected due to the closure of the factories for better part of Q1. With the full support of employees and other stake holders and with the cost optimisation measures were taken, the loss for the quarter has been minimised. The companies operations have started gathering momentum in Q2 and 2 segments have already turned profitable. In Q1 all the 3 business segments have turned profitable
- 5 Figures of the previous quarter/ year have been re-classified/ re-group wherever necessary to correspond with the current quarter classification/ disclosure
- 6 The figures for quarter ended March 31,2021 are the balancing figures between audited figures in respect of full financial year and unaudited published year to date figures up to December 31, 2020

Place: Mumbai
Date: 30-06-2021

For & on behalf of the Board
HARISH TEXTILE ENGINEERS LIMITED



Hitendra Desai
Director
DIN: 00452481



HARISH TEXTILE ENGINEERS LIMITED

CIN: L29119MH2010PLC201521

Audited Balance Sheet as at 31st March 2021

| Particulars | Amount in Lakhs | |
|--|---------------------------------------|---------------------------------------|
| | As at 31st March 2021 (Audited) | As at 31st March 2020 (Audited) |
| ASSETS | | |
| Non-current assets | | |
| Property, plant and equipment | 2,271.67 | 2,377.57 |
| Capital work-in-progress | 48.00 | - |
| Right-of-use assets | 116.49 | 211.28 |
| Financial assets | - | - |
| Other financial assets | 196.08 | 219.20 |
| Other assets | 73.03 | 21.91 |
| Current assets | | |
| Inventories | 1,340.20 | 1,784.27 |
| Financial assets | | |
| Trade receivables | 1,792.43 | 1,786.91 |
| Cash and cash equivalents | 61.18 | 21.49 |
| Other bank balances | - | 48.20 |
| Other financial assets | 218.64 | 393.35 |
| Other assets | 711.35 | 392.72 |
| Total Assets | 6,829.07 | 7,257.90 |
| EQUITY AND LIABILITIES | | |
| Equity | | |
| Equity share capital | 333.60 | 333.60 |
| Other equity | 575.04 | 399.59 |
| Liabilities | | |
| Non-Current Liabilities | | |
| Financial liabilities | | |
| Borrowings | 1,010.34 | 1,049.50 |
| Lease liabilities | 39.07 | 89.68 |
| Other Non-Current liabilities | 9.24 | 9.24 |
| Deferred tax liabilities (Net) | 125.52 | 126.53 |
| Current liabilities | | |
| Financial liabilities | | |
| Borrowings | 1,507.09 | 1,127.78 |
| Current maturities of long term borrowings | 273.56 | 304.93 |
| Trade payables | | |
| Due to micro enterprises and small enterprises | - | - |
| Due to others | 2,163.93 | 2,795.49 |
| Lease liabilities | 7.47 | 25.15 |
| Other financial liabilities | 58.03 | 83.67 |
| Other current liabilities | 644.47 | 847.29 |
| Short term provisions | 48.77 | 32.53 |
| Current Tax liabilities (Net) | 32.92 | 31.91 |
| Total Equity and Liabilities | 6,829.07 | 7,257.90 |



HARISH TEXTILE ENGINEERS LIMITED

CIN: L29110MH2010PLC201521

Audited Statement of Profit and Loss for the period ended on 31st March 2021

| Particulars | Amount in Lakhs | |
|--|-------------------------------|-------------------------------|
| | Year ended 31st March 2021 | Year ended 31st March 2020 |
| Revenue | | |
| Revenue from operations | 8,179.89 | 8,363.59 |
| Other income | 388.01 | 488.87 |
| Total Income | 8,567.70 | 8,852.46 |
| Expenses | | |
| Cost of materials consumed | 4,145.29 | 4,670.62 |
| Changes in inventories of finished Goods, work-in-progress and stock in Trade | 576.37 | (202.40) |
| Purchase of stock in trade | 1,083.35 | 1,301.39 |
| Employee benefits expenses | 588.53 | 835.16 |
| Finance costs | 344.77 | 308.15 |
| Depreciation and amortization expenses | 209.80 | 242.77 |
| Other expenses | 1,442.57 | 1,749.84 |
| Total Expenses | 8,390.69 | 8,905.53 |
| Profit Before Tax | 177.01 | (53.07) |
| Tax expense: | | |
| Current tax | 40.00 | 2.00 |
| Adjustment for earlier tax expense | (37.43) | - |
| Deferred tax | (1.02) | 17.70 |
| Profit for the year | 175.45 | (72.77) |
| Other comprehensive income | | |
| Total other comprehensive income | | - |
| Total comprehensive income for the year | 175.45 | (72.77) |
| Earnings per equity share of FV of Rs. 10 each (Not annualised) | 33.36 | 33.36 |
| Basic | 5.26 | (2.18) |
| Diluted | 5.26 | (2.18) |



HARISH TEXTILE ENGINEERS LIMITED

Regd. Office: 19, Parsi Panchayat Road, Andheri (East), Mumbai - 400 069

Phone: +91 22 28367151 - 40171000, website: www.harishtextile.com, E-Mail: pinkesh@harishtextile.com

CIN: L29119MH2010PLC201521

| Audited Statement of Cash Flow | Amount in Lakhs | |
|---|-----------------|-------------------|
| | Year Ended | Year Ended |
| | 31.03.2021 | 31.03.2020 |
| | Audited | Audited |
| A) Cash Flow from Operating activities | | |
| Profit before tax | 177.01 | (53.07) |
| Adjustments for: | - | - |
| Depreciation and Amortisation | 209.80 | 242.77 |
| (Profit) Loss on sale of Fixed Assets | 0.20 | (249.60) |
| Loss on termination of Lease | 16.24 | - |
| Sundry bal w back | (331.77) | - |
| Sundry Balance w off | 71.44 | - |
| Provision for expected credit loss | (0.65) | 19.88 |
| Interest Income | (25.83) | (36.19) |
| Interest Paid | 344.77 | 308.15 |
| Operating Profit before Working Capital Changes | 461.21 | 231.93 |
| Adjustments for changes in Working Capital | | |
| (Increase) Decrease in Trade Receivables | (76.32) | (1,431.96) |
| (Increase) Decrease in Other - Non Current Assets | (51.12) | 96.37 |
| (Increase) Decrease in Non Current financial assets | 23.12 | 322.94 |
| (Increase) Decrease in Other Current Assets | (318.63) | (118.33) |
| (Increase) Decrease in Other Current financial assets | 174.72 | (393.35) |
| (Increase) Decrease in Inventories | 444.07 | (855.18) |
| Changes in Trade and Other Receivables | 195.84 | (2,379.52) |
| Increase (Decrease) in Trade Payables | (299.80) | 1,062.25 |
| Increase (Decrease) in Other current Liabilities | (162.82) | 293.61 |
| Increase (Decrease) in Short-term provisions | 16.25 | 18.55 |
| Increase (Decrease) in Other Current financial Liabilities | (25.64) | 74.93 |
| Increase (Decrease) in Other Non-current financial Liabilities | - | 9.24 |
| Changes in Trade and Other Payables | (472.02) | 1,458.58 |
| Cash Generated from Operations | 185.04 | (689.02) |
| Income tax paid (Net of refunds) | 41.56 | 1.37 |
| Net Cash from Operating Activities | 143.47 | (687.64) |
| B. CASH FLOW FROM INVESTING ACTIVITIES | | |
| Proceeds from sale of Assets | 0.40 | 409.62 |
| Purchase of Assets | (70.99) | (1,029.63) |
| Capital Work-in-process | (48.00) | 299.40 |
| Investments in fixed deposits with bank | 48.20 | (48.20) |
| Interest Received | 25.83 | 36.19 |
| Net Cash used in Investing Activities | (44.55) | (332.62) |
| C. CASH FLOW FROM FINANCING ACTIVITIES | | |
| Proceeds from Long-term borrowings (incl. current maturities of long term borrowing) | 311.27 | 1,878.13 |
| Repayment of Long term loans borrowings (incl. current maturities of long term borrowing) | (381.79) | (1,063.18) |
| lease liabilities | (23.25) | (36.00) |
| Change in Short-term borrowings | 379.31 | 524.59 |
| Interest Paid | (344.77) | (294.81) |
| Net Cash from Financing Activities | (59.23) | 1,008.74 |
| NET INCREASE IN CASH AND CASH EQUIVALENTS (A+B+C) | 39.68 | (11.53) |
| Cash and Cash Equivalents at the beginning of the year | 21.49 | 33.02 |
| Cash and Cash Equivalents at the end of the year | 61.18 | 21.49 |



| | | | | |
|--|--|--|--------------|--------------|
| Closing Cash and Cash Equivalents comprise: | | | | |
| Cash in hand | | | 3.87 | 18.34 |
| Balance in Current Account | | | 57.31 | 3.15 |
| Total | | | 61.18 | 21.49 |
| Notes to Cash Flow Statement: | | | | |
| Cash and Cash equivalents comprise of: | | | | |
| Cash on Hands | | | 3.87 | 18.34 |
| Deposit in TMB Bank | | | - | - |
| Balance with Scheduled Banks in Current Accounts | | | 57.31 | 3.15 |
| Closing Cash and Cash Equivalents | | | 61.18 | 21.49 |

Reconciliation of movements of cash flows arising from financing activities

| Particulars | April 01, 2020 | Cash Flows | | March 31, 2021 |
|---|----------------|------------|-------------|----------------|
| | | Receipts | Payments | |
| Non-Current Borrowings(Includes Current maturities) | 1,354 | 311 | (382) | 1,284 |
| Change in Short Term borrowing | 1,128 | 379 | | 1,507 |
| Total | 2,482 | 691 | -382 | 2,791 |

The above Cash Flow Statement has been prepared under the "Indirect Method" as set out in the Indian Accounting Standard IND AS - 7 on Previous year figures have been regrouped wherever necessary.



HARISH TEXTILE ENGINEERS LIMITED

Regd. Office: 19, Parsi Panchayat Road, Andheri (East), Mumbai - 400 059.

Phone: +91 22 28367151 / 40373000, website: www.harishtextile.com; E Mail: pinkesh@harishtextile.com

CIN: L29119MH2010PLC201521

Segment Wise Revenue, Results and Capital employed for the quarter and year ended 31st March 2021

| SL. NO | PARTICULARS | Amount in Lakhs | | | | |
|----------|---|-------------------------|----------------------------|-------------------------|-------------------------|-------------------------|
| | | Quarter Ended | | Year Ended | | Year Ended |
| | | 31.03.2021 (Audited) | 31.12.2020 (Un-Audited) | 31.03.2020 (Audited) | 31.03.2021 (Audited) | 31.03.2020 (Audited) |
| 1 | Segment Revenue | | | | | |
| | a) Textile Engineering | 781.06 | 546.99 | 343.59 | 1,892.74 | 1,452.69 |
| | b) Non-Woven | 1,484.90 | 1,202.29 | 993.60 | 3,861.85 | 3,951.60 |
| | c) PSF | 566.10 | 569.25 | 621.25 | 1,617.08 | 2,091.12 |
| | d) Trading | 429.85 | 360.98 | 443.73 | 1,130.20 | 1,363.24 |
| | e) Unallocable | | | | | - |
| | Total | 3,261.91 | 2,679.50 | 2,402.17 | 8,501.87 | 8,860.66 |
| | Less: Inter-segment revenue | - | 156.70 | 218.87 | 322.18 | 497.07 |
| | Net Sales/Income from Operations | 3,261.91 | 2,522.80 | 2,183.30 | 8,179.69 | 8,363.59 |
| 2 | Segment Results | | | | | |
| | a) Textile Engineering | -134.72 | 45.43 | -86.80 | -176.16 | -113.95 |
| | b) Non-Woven | 66.24 | 165.77 | -73.80 | 273.73 | -19.07 |
| | c) PSF | 8.06 | 48.95 | -10.64 | 32.59 | 30.65 |
| | d) Trading | 28.64 | 16.11 | -12.85 | 46.85 | 49.30 |
| | e) Unallocable | | | | | - |
| | Total | -31.78 | 276.25 | -184.10 | 177.01 | -53.07 |
| | Add: Other un-allocable Income net of Unallocable expenditure | | | | | - |
| | Total Profit before Tax | -31.78 | 276.25 | -184.10 | 177.01 | -53.07 |
| 3 | Segment Assets | | | | | |
| | a) Textile Engineering | 4,206.48 | 3,910.37 | 3,883.96 | 4,206.48 | 4,135.52 |
| | b) Non-Woven | 3,974.42 | 2,664.66 | 2,275.95 | 3,974.42 | 2,275.95 |
| | c) PSF | 1,552.37 | 1,599.88 | 1,605.75 | 1,552.37 | 1,605.75 |
| | d) Trading | 44.33 | 30.15 | 598.27 | 44.33 | 346.72 |
| | e) Inter Segment Division | -1,571.56 | -957.47 | -1,107.04 | -1,571.56 | -1,107.04 |
| | Total | 8,206.04 | 7,247.59 | 7,256.90 | 8,206.04 | 7,256.90 |
| 4 | Segment Liabilities | | | | | |
| | a) Textile Engineering | 3,526.58 | 3,299.90 | 3,459.65 | 3,526.58 | 3,459.65 |
| | b) Non-Woven | 3,786.00 | 2,642.01 | 2,295.07 | 3,786.00 | 2,295.02 |
| | c) PSF | 1,497.19 | 1,593.64 | 1,575.10 | 1,497.19 | 1,575.10 |
| | d) Trading | - | - | 300.98 | - | 300.98 |
| | e) Inter Segment Division | -1,571.56 | -957.47 | -1,107.04 | -1,571.56 | -1,107.04 |
| | Total | 7,238.20 | 6,578.09 | 6,523.71 | 7,238.20 | 6,523.71 |

Place: Mumbai

Date: 30-06-2021



Independent Auditor's Report on the Quarterly and Annual Financial Results.

To the Board of Directors of Harish Textile Engineers Limited.

Qualified Opinion

We have audited the accompanying financial results of HARISH TEXTILE ENGINEERS LIMITED (the "Company"), for the quarter ended March 31, 2021 (the "Statement") and for the year ended March 31, 2021, attached herewith, being submitted by the Company pursuant to the requirement of Regulation 33 of the SEBI (Listing Obligations and Disclosure Requirements) Regulations, 2015, as amended (the "Listing Regulations").

In our opinion and to the best of our information and according to the explanations given to us except for the effect of the matters described in the Basis for Qualified Opinion section of our report the statement:

- a. is presented in accordance with the requirements of Regulation 33 of the Listing Regulations; and
- b. gives a true and fair view in conformity with Indian Accounting Standard 34 "Interim Financial Reporting" (Ind AS 34") prescribed under Section 133 of the Companies Act 2013 (the "Act") read with relevant rules issued there under and other accounting principles generally accepted in India of the net loss and total comprehensive income and other financial information of the Company for the three months and year ended March 31, 2021.

Basis for Qualified Opinion

The Company has not provided for gratuity liability of employees as required by Ind AS 19 on "Employee Benefits". The impact of the same could not be quantified in the absence of actuarial valuation/management estimate. Our audit opinion on the financial statements for the year ended 31 March 2021 is qualified in respect of the said matter

We conducted our audit of the Statement in accordance with the Standards on Auditing ("SA's) specified under Section 143(10) of the Act. Our responsibilities under those Standards are further described in the Auditor's Responsibilities for the Audit of the Financial Statement Results section of our report. We are independent of the Company in accordance with the Code of Ethics issued by the Institute of Chartered Accountants of India ("ICAI") together with the ethical requirements that are relevant to our audit of the Financial Statement Results under the provisions of the Act and the Rules thereunder, and we have fulfilled our other ethical responsibilities in accordance with these requirements and the ICAI's Code of Ethics. We believe that the audit evidence obtained by us is sufficient and appropriate to provide a basis for our audit opinion.

Emphasis of Matter

With respect to Income tax, and TDS, the company is not regular in depositing with appropriating authority. Our opinion is not modified in respect of this matter.

Management's Responsibilities for the financial statement

This Statement, is the responsibility of the Company's Management and approved by the Board of Directors, has been compiled from the related audited condensed financial statements for the year ended March 31,

2021. The Company's Board of Directors are responsible for the preparation and presentation of the Financial Results that give a true and fair view of the net loss and other comprehensive income and other financial information in accordance with the recognition and measurement principles laid down in Ind AS 34, prescribed under Section 133 of the Act, read with relevant rules issued thereunder and other accounting principles generally accepted in India and in compliance with Regulation 33 of the Listing Regulations. This responsibility also includes maintenance of adequate accounting records in accordance with the provisions of the Act for safeguarding the assets of the Company and for preventing and detecting frauds and other irregularities; selection and application of appropriate accounting policies; making judgments and estimates that are reasonable and prudent; and the design, implementation and maintenance of adequate internal financial controls that were operating effectively for ensuring the accuracy and completeness of the accounting records, relevant to the preparation and presentation of the Financial Results that give a true and fair view and is free from material misstatement, whether due to fraud or error.

In preparing the Financial Results, the Board of Directors are responsible for assessing the Company's ability, to continue as a going concern, disclosing, as applicable, matters related to going concern and using the going concern basis of accounting unless the Board of Directors either intends to liquidate the Company or to cease operations, or has no realistic alternative but to do so.

The Board of Directors are also responsible for overseeing the financial reporting process of the Company.

Auditor's Responsibilities for the Audit of the financial statement

Our objectives are to obtain reasonable assurance about whether the Financial Results as a whole is free from material misstatement, whether due to fraud or error, and to issue an auditor's report that includes our opinion. Reasonable assurance is a high level of assurance, but is not a guarantee that an audit conducted in accordance with SAs will always detect a material misstatement when it exists. Misstatements can arise from fraud or error and are considered material if, individually or in the aggregate, they could reasonably be expected to influence the economic decisions of users taken on the basis of this Standalone Financial Results.

As part of an audit in accordance with SAs, we exercise professional judgment and maintain professional scepticism throughout the audit. We also:

- Identify and assess the risks of material misstatement of the Financial Results, whether due to fraud or error, design and perform audit procedures responsive to those risks, and obtain audit evidence that is sufficient and appropriate to provide a basis for our opinion. The risk of not detecting a material misstatement resulting from fraud is higher than for one resulting from error, as fraud may involve collusion, forgery, intentional omissions, misrepresentations, or the override of internal control.
- Obtain an understanding of internal financial controls relevant to the audit in order to design audit procedures that are appropriate in the circumstances, but not for the purpose of expressing an opinion on the effectiveness of such controls.
- Evaluate the appropriateness of accounting policies used and the reasonableness of accounting estimates made by the Board of Directors.
- Evaluate the appropriateness and reasonableness of disclosures made by the Board of Directors in terms of the requirements specified under Regulation 33 of the Listing Regulations.
- Conclude on the appropriateness of the Board of Directors' use of the going concern basis of accounting and, based on the audit evidence obtained, whether a material uncertainty exists related to events or conditions that may cast significant doubt on the ability of the Company to continue as a going concern. If we conclude that a material uncertainty exists, we are required to draw attention in our auditor's report to the related disclosures in the Statement or, if such disclosures are

inadequate, to modify our opinion. Our conclusions are based on the audit evidence obtained up to the date of our auditor's report. However, future events or conditions may cause the Company to cease to continue as a going concern.

- Evaluate the overall presentation, structure and content of the Financial Results, including the disclosures, and whether the Financial Results represent the underlying transactions and events in a manner that achieves fair presentation.
- Obtain sufficient appropriate audit evidence regarding the Financial Results of the Company to express an opinion on the Financial Results.

Materiality is the magnitude of misstatements in the Financial Results that, individually or in aggregate, makes it probable that the economic decisions of a reasonably knowledgeable user of the Financial Results may be influenced. We consider quantitative materiality and qualitative factors in (i) planning the scope of our audit work and in evaluating the results of our work; and (ii) to evaluate the effect of any identified misstatements in the Financial Results.

We communicate with those charged with governance regarding, among other matters, the planned scope and timing of the audit and significant audit findings, including any significant deficiencies in internal control that we identify during our audit.

We also provide those charged with governance with a statement that we have complied with relevant ethical requirements regarding independence, and to communicate with them all relationships and other matters that may reasonably be thought to bear on our independence, and where applicable, related safeguards.

Other Matters

The financial results include the results for the quarter ended March 31, 2021 being the balancing figures between the audited figures in respect of the full financial year and the published unaudited year to date figures up to the third quarter of the current financial year, which were subject to limited review by us as required under the listing regulations.

The annual financial results dealt with by this report has been prepared for the express purpose of filing with stock exchanges on which Company's shares are listed. These results are based on and should be read with the audited financial statements of the Company for the year ended March 31, 2021 on which we issued qualified audit opinion vide our report dated June 30, 2021.

For K M Swadia and Company
Chartered Accountants

ARCHIT
DUSHYANTKUMAR
ANTANI
CA. Archit D Antani
Partner

Membership No. 149221

FRN 110740W

Place: Vadodara

Date: June 30, 2021

UDIN: 21149221AAAABD4206

Digitally signed by ARCHIT DUSHYANTKUMAR ANTANI
DN: cn=ARCHIT DUSHYANTKUMAR ANTANI, o=KMS
Swadia & Company, ou=KMS Swadia & Company, email=archit@kms.net.in, c=IN

ANNEXURE A

Statement on Impact of Audit Qualifications (for audit report with modified opinion) submitted along-with Annual Audited Financial Results

Statement on Impact of Audit Qualifications for the Financial Year ended March 31, 2021
[See Regulation 33 / 52 of the SEBI (LODR) (Amendment) Regulations, 2016]

(In Lakhs)

| I. | Sl. No. | Particulars | Audited Figures (as reported before adjusting for qualifications) | Adjusted Figures (audited figures after adjusting for qualifications) |
|----|---------|---|---|--|
| | 1. | Turnover / Total income | 8567.70 | The impact of the qualification could not be quantified in the absence of actuarial valuation/management estimate. |
| | 2. | Total Expenditure | 8390.69 | |
| | 3. | Net Profit/(Loss) | 175.45 | |
| | 4. | Earnings Per Share | 5.26 | |
| | 5. | Total Assets | 6829.07 | |
| | 6. | Total Liabilities | 5920.43 | |
| | 7. | Net Worth | 908.64 | |
| | 8. | Any other financial item(s) (as felt appropriate by the Management) | - | |

Audit Qualification:

a. **Details of Audit Qualification:** The Company has not provided for gratuity liability of employees as required by Ind AS 19 on "Employee Benefits". The impact of the same could not be quantified in the absence of actuarial valuation/management estimate. Our audit opinion on the financial statements for the year ended 31 March 2021 is qualified in respect of the said matter.

b. **Type of Audit Qualification:** Qualified Opinion

c. **Frequency of qualification:** Repeated Qualification from Financial Year 2018-19.

d. **For Audit Qualification where the impact is quantified by the auditor, Management's views:** Not Applicable.

e. **For Audit Qualification where the impact is not quantified by the auditor:** The Company has not provided for gratuity liability of employees as required by Ind AS 19 on "Employee Benefits". The impact of the same could not be quantified in the absence of actuarial valuation/management estimate. Our audit opinion on the financial statements for the year ended 31 March 2021 is qualified in respect of the said matter.

(i) **Management's estimation on the impact of audit qualification:** Not quantified by the management.

(ii) **If management is unable to estimate the impact, reasons for the same:** Actuarial valuation is pending.

(iii) Auditors' Comments on (i) or (ii) above:

The Company has not provided for gratuity liability of employees as required by Ind AS 19 on "Employee Benefits". The impact of the same could not be quantified in the absence of actuarial valuation/management estimate. Our audit opinion on the financial statements for the year ended 31 March 2021 is qualified in respect of the said matter.


III.

Signatories:

Chairman & Managing
Director
Mr. Sandeep Gandhi



CFO
Mr. Pinkesh Upadhyay




Audit Committee Chairman
Mr. Ritesh Patel



Whole Time Director
Mr. Hitendra Desai



Statutory Auditor
Archit D Antani
For K M Swadia and Company



Place: Mumbai

Date: 30/06/2021